

Economic overview

David Robertson

Head of Economic and Market Research

Bendigo and Adelaide Bank

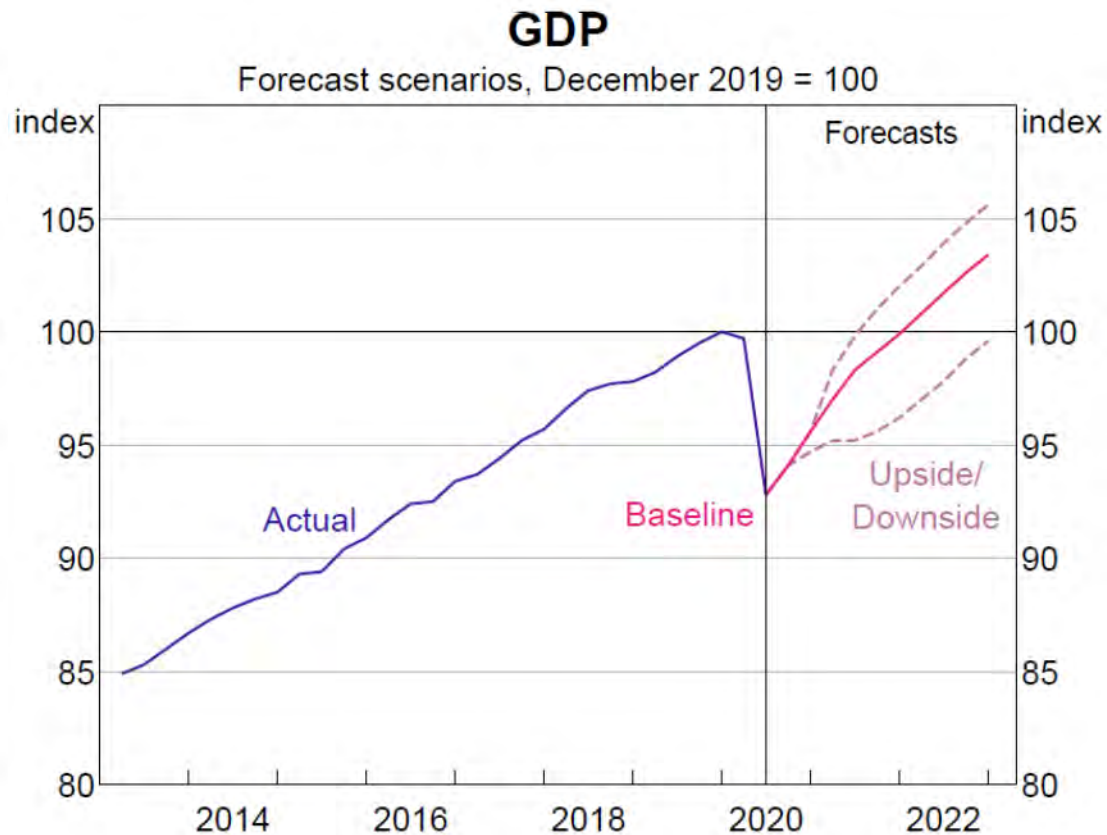
18th November 2020



REGIONAL
AUSTRALIA
INSTITUTE



Likely growth profile out of the recession



Sources: ABS; RBA

A shallower recession than elsewhere, thanks to successful:

- health policy
- fiscal policy
- monetary policy

Upside scenarios:

- vaccine dependent
- rapid reopening of borders
- households and businesses respond to incentives

Downside scenarios:

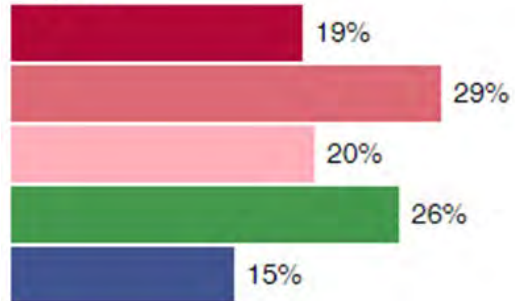
- converse of above
- falling demand from key trade partners
- impact of negative net migration

Federal budget incentives

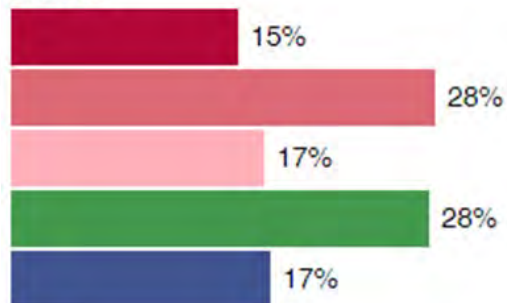
Extra income intentions - With any extra income from the tax cuts or other budget measures, do you expect to:

● Spend it ● Save it ● Use it to pay down debt ● Use it to pay bills ● Other (please specify)

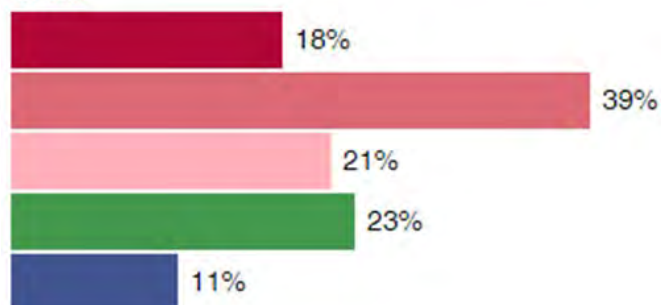
Regional



Remote



Urban



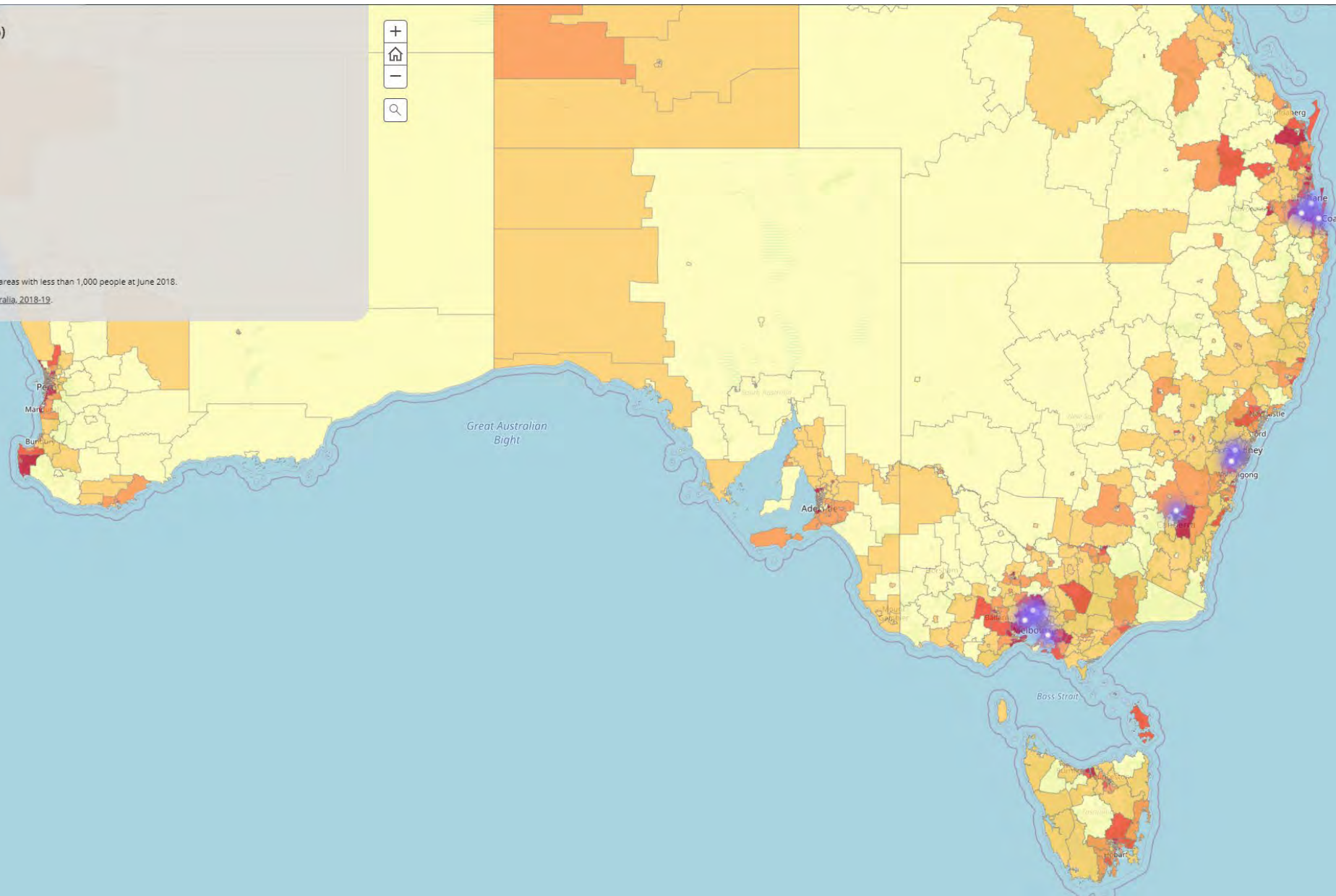
Population change 2018-19 (%)

By Statistical Areas Level 2 (SA2)

- 3.0 or more
- 2.0 to less than 3.0
- 1.0 to less than 2.0
- 0.0 to less than 1.0
- Decline
- Top 10 growth areas

Top 10 areas with highest growth rates, excluding areas with less than 1,000 people at June 2018.

Source: 3218.0 - Regional Population Growth, Australia, 2018-19.



Map data © OpenStreetMap contributors, CC-BY-SA

Source: Australian Bureau of Statistics, National, state and territory population March 2020

General Advice Warning & Disclaimer: very cautious optimist alert

Bendigo and Adelaide Bank Limited, ABN 11 068 049 178 AFSL / Australian Credit Licence 237879. Any advice provided in this presentation is of a general nature only and does not take into account your personal needs, objectives and financial circumstances. You should consider whether it is appropriate for your situation. Please read the applicable Disclosure Documents before acquiring any product related to this discussion.